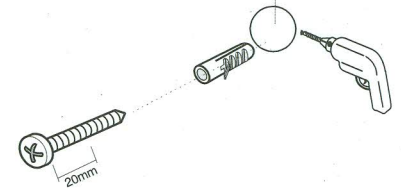
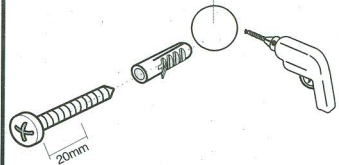


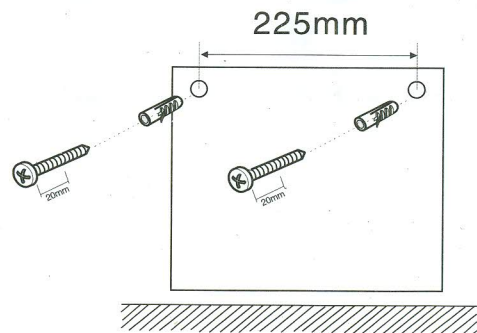
225mm

# FIX PLATE

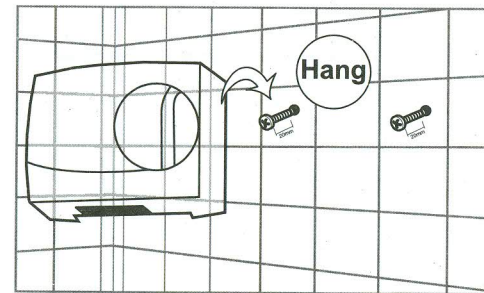


## Fix Method:

1. According to the size(Pic 1),drill two holes spaced 225mm,then remove the accessories, installed by rubber plugs and screws.(Aside the screw of 20MM to hang the machine)
2. As (Pic 2 )shown, fix the machine with two screws, machine installed completely.



Pic 1



Pic 2